

# SMARTBOOK

## Chaplain Basic Officer Leader Course

U.S. Army Chaplain Center & School  
10100 Lee Road  
Fort Jackson, SC 29207



# TABLE OF CONTENTS

U.S. Army Chaplain Center & School  
10100 Lee Road  
Fort Jackson, SC 29207





<b>Content Area</b>	<b>#</b>
<a href="#"><u>Introduction &amp; Course Overview</u></a>	3
<a href="#"><u>How to Use The CHBOLC Smartbook</u></a>	7
<a href="#"><u>Foundations of Religious Support</u></a>	10
<a href="#"><u>Army Leadership Foundations</u></a>	12
<a href="#"><u>Warrior Tasks &amp; Battle Drills</u></a>	16
<a href="#"><u>Staff Officer Skills</u></a>	19
<a href="#"><u>Ethics &amp; Moral Leadership</u></a>	22
<a href="#"><u>Sacred Communications</u></a>	24
<a href="#"><u>Honor the Dead</u></a>	26
<a href="#"><u>Plans &amp; Operations</u></a>	28
<a href="#"><u>Religion &amp; the Operational Environment</u></a>	31
<a href="#"><u>Religious Support Planning</u></a>	33
<a href="#"><u>Pastoral Counseling</u></a>	35
<a href="#"><u>Role and Use of History for Leaders</u></a>	37
<a href="#"><u>Capstone Exercise</u></a>	39
<a href="#"><u>Spiritual Resilience &amp; Formation Practicum</u></a>	41
<a href="#"><u>CHBOLC Individual Critical Task List (ICTL)</u></a>	43
<a href="#"><u>BOLC Common Core Task List (CCTL)</u></a>	45
<a href="#"><u>CHBOLC Lessons By Phase</u></a>	47
<a href="#"><u>Glossary</u></a>	54

# INTRODUCTION & COURSE OVERVIEW

U.S. Army Chaplain Center & School  
10100 Lee Road  
Fort Jackson, SC 29207




# Introduction



## Welcome to the Chaplain Basic Officer Leader Course Smartbook.

**Purpose:** To provide supervisory chaplains a summary of the foundational training a new chaplain receives at CHBOLC.

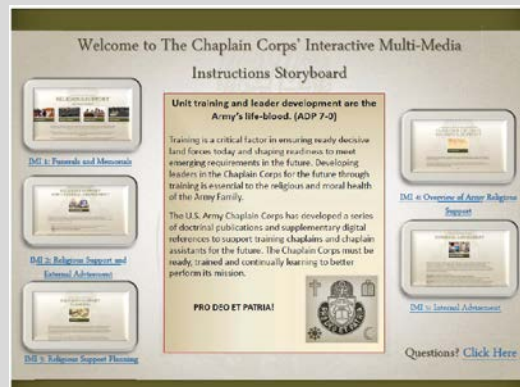


### Top Ten Publications Used:

1. AR 165-1, Army Chaplain Corps Activities
2. FM 1-05, Religious Support
3. ATTP 1-05.01, Religious Support and the Operations Process
4. ADP 6-22, Army Leadership
5. ADP 1, The Army
6. ADP 3-0, Unified Land Operations
7. ADP 5-0, The Operations Process
8. ADP 6-0, Mission Command
9. AR 670-1, Wear and Appearance of Army Uniforms and Insignia
10. AR 600-20, Army Command Policy

### Top Five Digital Resources:

1. [Chaplain Corps IMI Storyboard](#)
2. [Army Publishing Directorate](#)
3. [Central Army Registry](#)
4. [USACHCS Homepage](#)
5. [CHBOLC Blackboard Site on UMM](#) (Student accessible for one year after graduation.)



The Chaplain Corps' IMI Storyboard.

# Course Overview



**Course Outcome:** Graduates of CHBOLC will be adaptive officers and religious professionals steeped in the profession of arms, technically and tactically competent, confident, and capable of making independent assessments in complex environments through focused spiritual leadership and critical thinking. Graduates will demonstrate the core competencies to nurture the living, care for the wound and honor the fallen while advising commanders and providing religious support to the Army Family.



A CHBOLC student conducts a Field Religious Service during the CAPSTONE exercise.



A student tracks battlefield movement on a map.

## **CHBOLC by Phase:**

**CHBOLC A** - Initial Military Training

**CHBOLC B Phase 1** - Staff Officer Skills

**CHBOLC B Phase 2** - Professional Chaplain Ministry Skills

**CHBOLC B Phase 3** - Professional Integration

# HOW TO USE THE CHBOLC SMARTBOOK

U.S. Army Chaplain Center & School  
10100 Lee Road  
Fort Jackson, SC 29207





# Getting the Most Out of the CHBOLC Smartbook



**An Initial Reference Point:** This Smartbook can be a valuable resource for the brigade chaplain. It is a great starting point to develop chaplains in your formation. However, providing effective development and training requires you to leverage other resources.

## Professional Development & Training:

1. Review the smartbook so you know how your new chaplains were trained.
2. Have chaplains in their first unit of assignment review the smartbook within the first 90 days of assignment.
3. Hold your chaplains accountable for the training they received.
4. Use the smartbook as a starting point to develop meaningful training.



## Leverage Resources:

1. **Recent CHBOLC graduates.** The training they received is better than yours.
2. **CAR.** The Central Army Registry is the repository of all Army tasks. Brief directions on using CAR are on the next page.
3. **Creativity.** Use yours or tap into someone else. Think creatively and see what you can develop.
4. **Resources.** Consult the key resources listed throughout this document.
5. **USACHCS.** The school house can provide assistance. Reach back for assistance.





# Leveraging Central Army Registry



**Leveraging the CAR:** The Central Army Registry contains all Army tasks. To leverage tasks on CAR to develop training, you need to first determine your training goal or topic.

## Developing Training:

1. Consider the unit mission.
2. Determine gaps in UMT performance, knowledge, or skills.
3. Consult this smartbook or others on this portal.
4. Identify task numbers or titles that apply to the identified gap.
5. Click on the CAR graphic or navigate to <https://atiam.train.army.mil/catalog/dashboard>.
6. Type Chaplain Basic Officer Leader in the search bar and press Enter.
7. Click and download the Chaplain Basic Officer Leader - ICTL.
8. Locate task number and press adobe acrobat icon to open desired task.



9. Review appropriate tasks from the results.
10. Develop a training event to address the identified gap using the task(s), references, smartbook, and your creativity.
11. Do not do it alone. Find someone to assist.

# FOUNDATIONS OF RELIGIOUS SUPPORT

U.S. Army Chaplain Center & School  
10100 Lee Road  
Fort Jackson, SC 29207




# Foundations of Religious Support



**Overview:** During this block of instruction, students learn the legal, regulatory, doctrinal, and practical basis of chaplain ministry in the US Army. Students also visit various chapel services on Fort Jackson.

## Classes Taught:

1. Describe the Lawful Authority of the Chaplaincy
2. Introduction to Worship in the Military Context
3. Army Chaplain Corps Activities (AR 165-1)
4. Non-Combatant Status of the Chaplain
5. Introduction to FM 1-05



## Key Tasks/Actions:

1. 805D-100-6001: Identify the Impact of Pluralism on Religious Support
2. 805D-201-6013: Conduct Religious Service in Unified Land Operations
3. 805D-100-6002: Demonstrate Understanding of the Policy of the Chaplain as a Non-combatant
4. Visit and evaluate multiple Army Chapel worship services
5. Explore and discuss key aspects of AR 165-1 and FM 1-05

## Key References:

- 1 – AR 165-1, Army Chaplain Corps Activities
- 2 – FM 1-05, Religious Support
- 3 – Geneva Conventions

# ARMY LEADERSHIP FOUNDATIONS

U.S. Army Chaplain Center & School  
10100 Lee Road  
Fort Jackson, SC 29207




# Leadership Foundations



**Overview:** Students develop a foundational understanding of Army leadership by exploring the Army Values, Joint Force Structures, the Army Profession, and Military Ethics and Justice.

## Classes Taught:

1. Communicate Basic Concepts of Army Leadership Doctrine
2. Identify Joint Force Structures & Capabilities
3. Comprehend Membership in the US Army Profession
4. Joint Ethics Regulation
5. Employ Military Justice



## Key References:

- 1 – ADRP 6-22, Army Leadership
- 2 – ADP/ADRP 1, The Army
- 3 – DOD 5500.7-R, Joint Ethics Regulation
- 4 – AR 27-10, Military Justice

## Key Tasks/Actions:

1. 158-100-3003: Communicate the basic concepts of Army leadership doctrine
2. 701-COM-1000: Identify Joint Force Structures, Capabilities, and Operations
3. 701L-COM-0001: Develop Professionally as a Uniformed Member of The Army Profession
4. 181-103-1005: Comply with the Department of Defense (DoD) Joint Ethics Regulation (JER)
5. 181-331-1001: Employ Military Justice

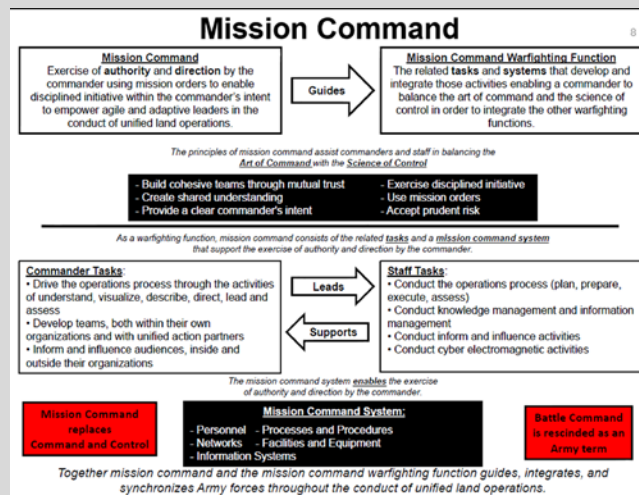
# Leadership in Practice



**Overview:** During this block of instruction students explore tactical-level leadership by learning the basics of troop leading, mission command, and communication.

## Classes Taught:

1. Conduct Troop Leading Procedures (TLP)
2. Mission Command for Junior Leaders
3. Communicate Effectively at the Direct Leadership Level
4. Transition into a Direct Leadership Position
5. Media Engagement Training



## TLP

1. **Receive the Mission**
2. Issue a Warning Order
3. **Make a Tentative Plan**
4. Initiate Movement
5. **Conduct Reconnaissance**
6. Complete the Plan
7. **Issue the Order**
8. Supervise and Refine

## Key References:

- 1 – ADP/ADRP 5-0, The Operations Process
- 2 – ADP/ADRP 6-0, Mission Command
- 3 – ADRP 6-22, Army Leadership
- 4 – AR 360-1, The Army Public Affairs Program

## Key Tasks/Actions:

1. 171-121-4045: Conduct Troop Leading Procedures.
2. 701-MLC-4001: Analyze Mission Command
3. 158-100- 4003: Communicate Effectively at the Direct Leadership Level
4. 701-100-5003: Transition into a Direct Leadership Position
5. Apply Commander's Intent, Themes & Messages, and Public Affairs guidance to media engagements.



# Leading People



**Overview:** Students learn the basics of leading people as an officer in the United States Army. Leading people includes: counseling, developing, and recommending personnel actions.

## Classes Taught:

1. Counsel a Subordinate
2. Develop a Subordinate
3. Recommend Administrative and Personnel Actions
4. Develop an Effective Team
5. Mitigate the Risk of Suicide

DEFENSE FINANCE AND ACCOUNTING SERVICE MILITARY LEAVE AND EARNINGS STATEMENT																																												
ID	NAME (Last, First)	POB	SSN	GRADE	PAY RATE	TRF PCT	ES	BRANCH	ACT/DCON	PERIOD COVERED																																		
ENTITLEMENTS		DEDUCTIONS			ALLOCATIONS			SUMMARY																																				
Type	Amount	Type	Amount	Type	Amount	Net Pay	CC																																					
A	BASE PAY	2240.30	FEDERAL TAXES	88.40	DISCRETIONARY ALT	1621.00	1	For Ben	4086.73																																			
B	SAS	504.40	FICA-MEDICARE	130.33	THROU DENTAL	14.58	1	Thru Det	1570.20																																			
C	SBA	1726.00	FICA-MEDICARE	37.00				Thru Ben	1102.80																																			
D	AFTR		FAMILY SGLI	0.00				Widow Amt	1102.80																																			
E	AFTR		TSP	112.07				Ch Fund	.00																																			
F	AFTR		MEMONTHLY PAY	1184.47				MEMO Pay	1102.80																																			
TOTAL						4266.73	1570.20	1570.20																																				
<table border="1"> <tr> <td>LEAVE</td> <td>35.3</td> <td>26.0</td> <td>11</td> <td>30.3</td> <td>81.9</td> <td>0</td> <td>0</td> <td>0</td> <td>0</td> <td>0</td> <td>0</td> <td>0</td> <td>0</td> <td>0</td> </tr> <tr> <td>UNEMP</td> <td>0.00</td> <td>0.00</td> <td>0.00</td> <td>0.00</td> <td>0.00</td> <td>0.00</td> <td>0.00</td> <td>0.00</td> <td>0.00</td> <td>0.00</td> <td>0.00</td> <td>0.00</td> <td>0.00</td> <td>0.00</td> </tr> </table>															LEAVE	35.3	26.0	11	30.3	81.9	0	0	0	0	0	0	0	0	0	UNEMP	0.00	0.00	0.00	0.00	0.00	0.00	0.00	0.00	0.00	0.00	0.00	0.00	0.00	0.00
LEAVE	35.3	26.0	11	30.3	81.9	0	0	0	0	0	0	0	0	0																														
UNEMP	0.00	0.00	0.00	0.00	0.00	0.00	0.00	0.00	0.00	0.00	0.00	0.00	0.00	0.00																														

**DEVELOPMENTAL COUNSELING FORM**  
For use of this form, see FM 8-22, the presenator Agency is TRADOC.

**DATA REQUIRED BY THE PRINCIPAL ACT OF 807A**

**AUTHORITY:** 8 USC 301, Departmental Regulations; 10 USC 3013, Secretary of the Army

**PRINCIPAL PURPOSE:** To assist leaders in counseling and recording counseling data pertaining to subordinates.

**ROUTINE USES:** The DA Form 4856 Routine Uses set forth at the beginning of the Army's completion of systems or records policies also apply to this system.

**DISCLOSURE:** Disclosure is voluntary.

**PART I - ADMINISTRATIVE DATA**

Name (Last, First, MI) \_\_\_\_\_ Rank/Grade \_\_\_\_\_ Date of Counseling \_\_\_\_\_

Organization \_\_\_\_\_ Rank and Title of Counselor \_\_\_\_\_

**PART II - BACKGROUND INFORMATION**

Purpose of Counseling: (Leader states the reason for the counseling, e.g. Performance/Professional or Event-Oriented counseling, and includes the leader's facts and observations prior to the counseling.)

**PART III - SUMMARY OF COUNSELING**

Complete this section during or immediately subsequent to counseling.

Key Points of Discussion:

**OTHER INSTRUCTIONS**

This form will be destroyed upon reassignment (after their subordinates are trained), resignation or ETS, or upon retirement. For separation requirements and notification of loss of benefits/compensation see local directives and AR 635-200.

DA FORM 4856, AUG 2010 PREVIOUS EDITIONS ARE OBSOLETE. APR 78 (1) 8823

## Key Tasks/Actions:

1. 158-100-7003: Counsel a Subordinate
2. 158-100-7012: Develop Subordinates
3. 805C-COM-8015: Recommend Administrative and Personnel Actions
4. 158-100-7015: Develop an Effective Team
5. 081-831-1064: Implement A Suicide Prevention Program

## Key References:

- 1 – DA FORM 4856, Developmental Counseling Form
- 2 – ATP 6-22.1, The Counseling Process
- 3 – ADP 6-22, Army Leadership

# WARRIOR TASKS & BATTLE DRILLS

U.S. Army Chaplain Center & School  
10100 Lee Road  
Fort Jackson, SC 29207



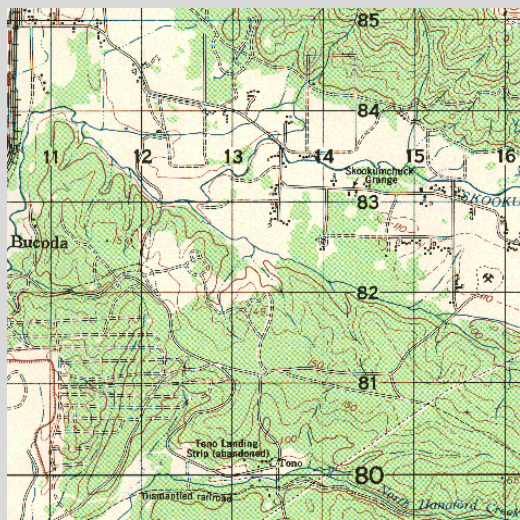
# Move & Communicate Tasks & Battle Drills



**Overview:** Conducted in the field during CHBOLC A, students learn to move and communicate in a tactical environment.

## Classes/Training:

1. Land Navigation (Day & Night)
2. Communicate by Tactical Radio
3. Employ Small Unit Operations and Tactics
4. Conduct Night Infiltration Course



## Key Tasks/Actions:

1. 071-COM-1006, Navigate from One Point on the Ground to another Point while Dismounted
2. 071-510-0001, Determine Grid Azimuth Using a Protractor
3. 071-COM-100, Measure Distance on a Map
4. 113-305-1001, Communicate by a Tactical Radio
5. 071-COM-0501, Move as a Member of a Team
6. 071-326-5611, Conduct the Maneuver of a Squad

## Key References:

- 1 – STP 21-1-SMCT, Soldier's Manual of Common Tasks Warrior Skills Level 1
- 2 – TC 3-25.26, Map Reading and Land Navigation

# Casualty Tasks & Battle Drills



**Overview:** Students learn the basics of Tactical Combat Casualty Care in an austere environment.

## Classes/Training:

1. Evaluate a Casualty
2. Perform First Aid
3. Request Medical Evacuation
4. Transport a Casualty



EVALUATE A CASUALTY/FIRST AID		
STEP	ACTION	✓
1	Airway - clear and maintain	
2	Bleeding - stop	
3	Cover & protect wound	
4	Prevent or treat shock	
5	Check for fractures, burns, concussion	
6	Avoid moving suspected neck or back injuries	
7	Do not give water to abdominal wound except to moisten lips	
8	Seek medical aid	
Notes:		

## Key Tasks/Actions:

1. 081-000-0049, Perform a Combat Casualty Assessment
2. 081-831-1023, Perform First Aid to Restore Breathing and/or Pulse
3. 081-831-1025, Perform First Aid for an Open Abdominal Wound
4. 081-831-1026, Perform First Aid for an Open Chest Wound
5. 081-831-1032, Perform First Aid for Bleeding of an Extremity
6. 081-COM-0101, Request Medical Evacuation
7. 081-COM-1046, Transport a Casualty

## Key References:

- 1 – ATP 4-02.2, Medical Evacuation
- 2 – CALL Handbook 06-18, Tactical Combat Casualty Care

# STAFF OFFICER SKILLS

U.S. Army Chaplain Center & School  
10100 Lee Road  
Fort Jackson, SC 29207



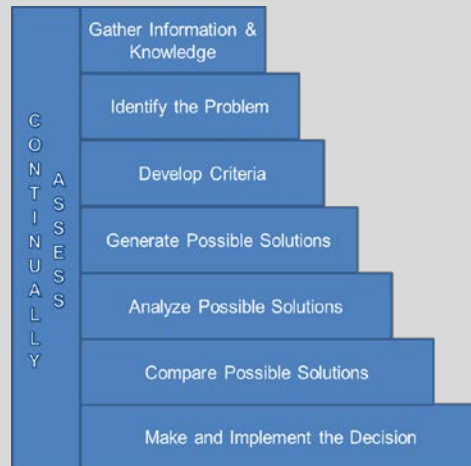
# Basic Staff Officer Skills



**Overview:** This block of instruction introduces newly commissioned officers to the basic skills needed to operate as a staff officer at the battalion level. Skills include writing memorandums, preparing & delivering briefings, and solving problems.

## Classes Taught:

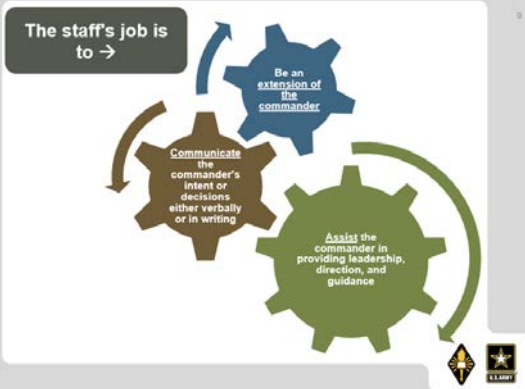
1. Perform the Role of a Staff Officer
2. Communicate in Writing
3. Think Critically and Creatively
4. Solve Problems Using the Military Problem Solving Process
5. Prepare a Military Briefing



The Military Problem Solving Process

## Key Tasks/Actions:

1. Define the role of a staff officer
2. 158-100-4009: Communicate in Writing
3. 158-100-6006: Think Critically and Creatively
4. 158-100-8006: Solve Problems Using the Military Problem Solving Process
5. 158-100-4006: Prepare a Military Brief



## Key References:

- 1 – ADP/ADRP 6-0, Mission Command
- 2 – AR 25-50, Preparing and Managing Correspondence
- 3 – ADP/ADRP 5-0, The Operations Process
- 4 – FM 6-0, Commander and Staff Organization and Operations



# Chaplain Staff Officer Skills



**Overview:** Students apply basic staff officers skills to develop a conscientious objector memo, advise command on religious accommodations and ethical issues, and execute recourse management actions.

## Classes Taught:

1. Conscientious Objector Status
2. Advise Command on Religious Accommodations (See World Religions Smartbook)
3. Advise Leaders on Ethical Issues (See Ethics Smartbook)
4. Perform Critical Resource Management Actions at the Battalion Level (See Resource Management Smartbook)



MORAL COURAGE IS THE MOST VALUABLE AND USUALLY THE MOST ABSENT CHARACTERISTIC IN MEN.  
~ GENERAL GEORGE S. PATTON, JR.

## Key Tasks/Actions:

1. 805D-207-6074: Write an Interview Report for Conscientious Objector
2. 805D-207-6072: Advise Command on Religious Accommodations
3. 805D-207-6073: Advise the Command on Ethical Issues
4. Develop a Command Master Religious Plan

## Key References:

- 1 – AR 500-43, Conscientious Objection
- 2 – AR 670-1, Wear and Appearance of Army Uniforms and Insignia
- 3 – Chaplain Corps IMI 5 – Internal Advisement

# ETHICS & MORAL LEADERSHIP

U.S. Army Chaplain Center & School  
10100 Lee Road  
Fort Jackson, SC 29207



# Ethics & Moral Leadership




**Overview:** Students develop a foundational understanding of professional ethics, the Law of War, Just War Tradition, and the Moral Implications of Combat. Using this foundation, Students construct a moral development plan.

## Classes Taught:

1. Apply Concepts of the Army Profession to Leader Situations
2. Conduct Operations According to the Law of War
3. Just War Tradition\*
4. The Moral Implications of Combat\*
5. Promote Moral Development\*

\* See Ethics Smartbook



## Key Tasks/Actions:

1. 150-200-0001: Apply Concepts and Practices of Army Professionals to Leader Situations
2. 181-431-1001: Conduct Operations According to the Law of War
3. Apply understanding of Just War Tradition principles as an advisor to the command
4. 805D-56A-6201: Counsel Soldiers on the Ethics of War
5. 805D-56A-6503: Conduct Moral Leadership Training

## Key References:

- 1 – FM 6-22, Leader Development
- 2 – FM 27-10, Law of Land Warfare
- 3 – AR 165-1, Army Chaplain Corps Activities

# SACRED COMMUNICATIONS

U.S. Army Chaplain Center & School  
10100 Lee Road  
Fort Jackson, SC 29207



# Sacred Communications



**Overview:** During the Sacred Communications block, students learn basic communication and preaching skills. The skills are applied to conduct a field religious service, a word of the day, and a memorial ceremony message.

## Classes Taught:

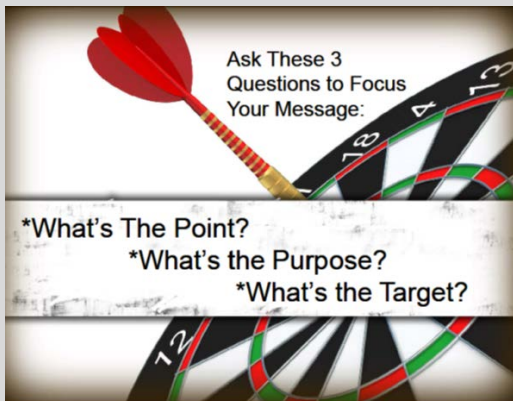
1. Conduct Religious Services in ULO (Field Services)\*
2. Basic Communication and Preaching Skills\*
3. Delivering Memorial and Funeral Messages\*

\* See Homiletics Smartbook



## Key Tasks/Actions:

1. 805D-56A-6803: Conduct Religious Service in Unified Land Operations
2. Conduct a 10-15 minute field religious service
2. Deliver a 1-3 minute Word of the Day
3. Deliver a memorial ceremony message for a Fallen Soldier



## Key References:

- 1 – AR 165-1, Army Chaplain Corps Activities
- 2 – *Dignity with Brevity*

# HONOR THE DEAD

U.S. Army Chaplain Center & School  
10100 Lee Road  
Fort Jackson, SC 29207





# Honor the Dead



**Overview:** Building on the introductory class for this block, students work in platoons to plan, prepare, execute, and assess a memorial ceremony and a graveside funeral. Additionally students prepare individual memorial services and graveside funeral scripts.

## Classes Taught:

1. Introduction to Honor the Dead
2. Perform Chaplain Responsibilities During Casualty Notification
3. Conduct a Military Memorial Ceremony
4. Military Memorial Services
5. Conduct a Military Graveside Funeral



## Key References:

- 1 – AR 600-20, Army Command Policy
- 2 – ATP 1-05.02, Religious Support to Funerals and Memorial Ceremonies and Services
- 3 – Honor the Fallen Chaplain Guide

## Key Tasks/Actions:

1. Communicate essential aspects of the key events conducted to Honor the Fallen
2. 805D-100-6005: Perform the Chaplain's Responsibilities during Death Notification
3. 805D-207-6071: Conduct a Military Memorial Ceremony
4. 805D-202-6022: Conduct a Military Memorial Service
5. 805D-202-6021: Conduct a Military Funeral

# PLANS AND OPERATIONS

U.S. Army Chaplain Center & School  
10100 Lee Road  
Fort Jackson, SC 29207



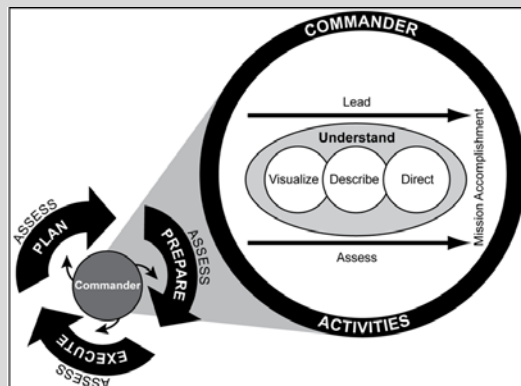
# Plans & Operations



**Overview:** Upon developing a foundational knowledge of plans and operations, students analyze a Brigade OPORD in platoons organized as a battalion level staff.

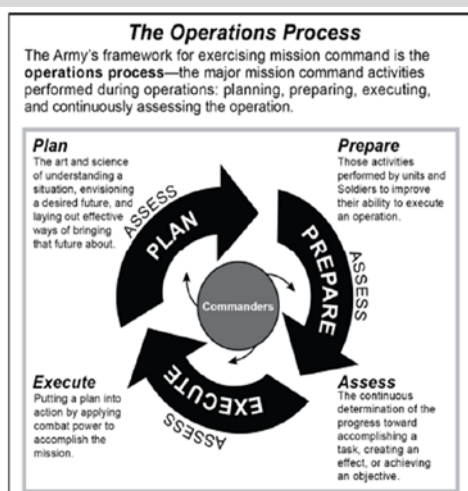
## Classes Taught:

1. Explain the Operational Environment
2. Fundamentals of the Operations Process
3. Army Unified Land Operations
4. Military Decision Making Process
5. Apply Operational Terms and Graphics



## Key Tasks/Actions:

1. 159-200-202: Perform in an Operational Environment Effectively
2. Identify the responsibilities and steps of Operations Process
3. Identify the foundations of ULO
4. Identify the responsibilities and steps of the Military Decision Making Process
5. Employ Army operational terms and graphics.



## Key References:

- 1 – ADP/ADRP 5-0, The Operations Process
- 2 – ADP/ADRP 3-0, Unified Land Operations
- 3 – ADRP 1-02, Terms and Military Symbols

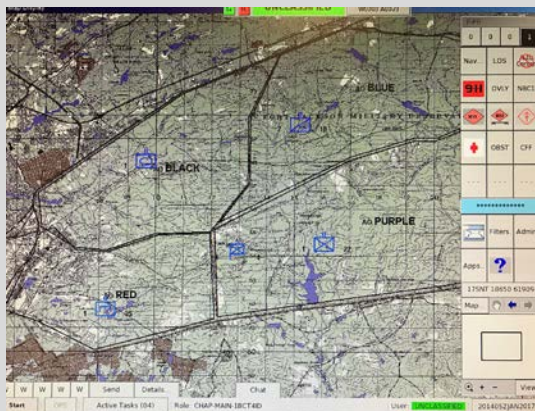
# Simulation Center



**Overview:** During this 12 hour block of instruction, students utilize the Religious Support Simulation Center to learn the basics of FBCB2/JCR and apply knowledge of TLP to simulated convoy operations.

## Classes Taught:

1. FBCB2/JCR Operator Training
2. Convoy Operations Overview



## Key Tasks/Actions:

1. Perform basic user operations on FBCB2/JCR platform
2. 551-COM-2040: Conduct Convoy Operations
3. 805D-56A-6307: Integrate the UMT into Convoy Operations
4. Take notes during a mission brief
5. Conduct convoy IAW mission brief and Convoy NCOIC/OIC.

# RELIGION AND THE OPERATIONAL ENVIRONMENT

U.S. Army Chaplain Center & School  
10100 Lee Road  
Fort Jackson, SC 29207



# Religion & The Operational Environment

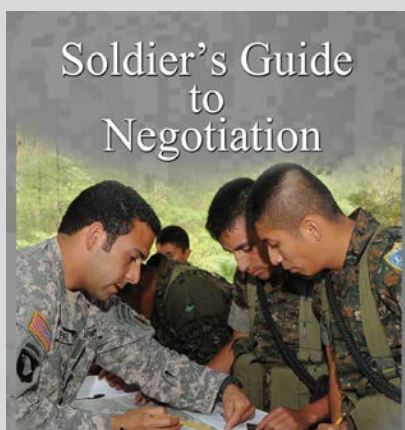
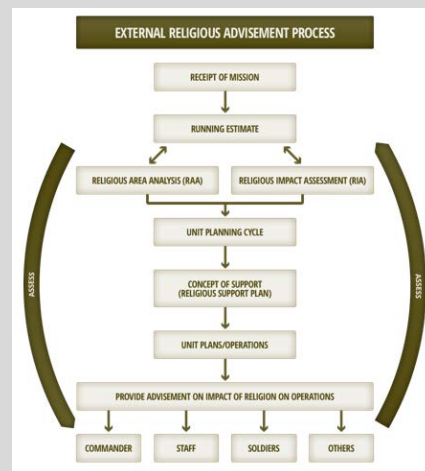


**Overview:** Building on a foundational knowledge of Plans and Operations, students evaluate the impact of religion in the Operational Environment by constructing a Religious Area Assessment and developing a Religious Impact Assessment.

## Classes Taught:

1. Integrate Cultural Considerations in an Engagement
2. Apply Cultural Considerations to a Negotiation
3. Analyze & Assess Religion in the OE\*
4. Soldier Leader Engagement\*
5. Religious Support in DSCA Operations

\* See World Religions Smartbook



## Key Tasks/Actions:

1. 301-COM-1501: Engage Cross-Culturally
2. 805D-211-6118: Advise the Command on the Mission Impact of Indigenous Religions
3. 805D-56A-7074: Conduct Soldier and Leader Engagement with Religious Leader
4. 805D-211-7124: Perform Religious Support during Homeland Security Operations

## Key References:

- 1 – ADRP 6-22, Army Leadership
- 2 – ATP 1-05.03, Religious Support and External Advisement
- 3 – ADP 3-28, Defense Support of Civil Authorities



# RELIGIOUS SUPPORT PLANNING

U.S. Army Chaplain Center & School  
10100 Lee Road  
Fort Jackson, SC 29207



# Religious Support Planning




**Overview:** Building on the foundations laid in the Plans & Operations, Religion and the Operational Environment blocks and Identify the Impact of Pluralism, students analyze a brigade OPOD, brigade Tab-D, unit demographics, and RAA/RIA to produce a battalion level Tab-D.

## Classes Taught:

1. Identify the Impact of Pluralism on Religious Support
2. Plan Religious Support at the Battalion Level

RELIGIOUS SUPPORT AND THE OPERATIONS PROCESS (ATP 1-05.01, FIGURE 1-1, PAGE 1-5)



## Key Tasks/Actions:

1. 805D-100-6001: Identify the Impact of Pluralism on Religious Support
2. 805D-211-6123: Plan Religious Support for Unified Land Operations
3. 805D-211-6130: Develop the Running Estimate for Religious Support
4. Construct a battalion level Tab-D.

## Key References:

- 1 – AR 165-1, Army Chaplain Corps Activities
- 2 – AR 600-20, Army Command Policy
- 3 – ATP 1-05.01,

# PASTORAL COUNSELING

U.S. Army Chaplain Center & School  
10100 Lee Road  
Fort Jackson, SC 29207



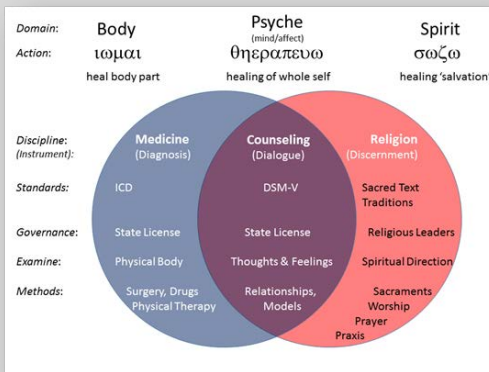
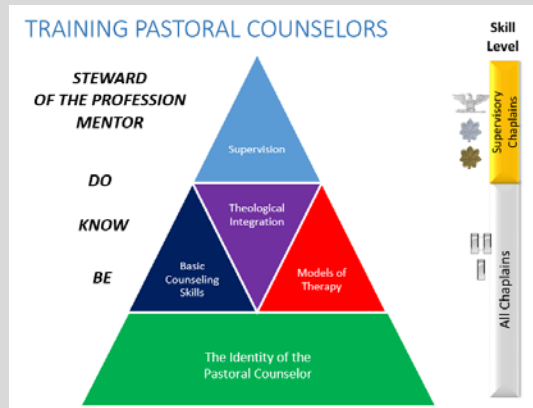
# Pastoral Counseling



**Overview:** Students develop and apply pastoral counseling skills in a variety of contexts over 67 hours of training and course work. Students graduate with an increased ability to conduct meaningful pastoral engagements with Soldiers and Families.

## Sample Classes:

1. Develop Pastoral Counselor Identity
  2. Develop Emotional Intelligence
  3. Apply Principles of Confidential Communication
  4. SYMBIS Certification
  5. Conduct Parenting Training
  6. Perform Pastoral Counseling
- See Family Life Smartbook



## Sample Tasks/Actions:

1. Write a 3-page paper about pastoral counselor identity
2. Define and develop emotional intelligence
3. 805D-100-7503: Apply Principles of Confidential Communication
4. Attain SYMBIS Certification
5. Conduct parenting training using “1-2-3 Magic”
6. 805D-203-6032: Perform Pastoral Counseling

## Key References:

- 1 – NCMAF “Military Code of Ethics”
- 2 – “What Makes a Leader?” by Daniel Goleman
- 3 – AR 165-1, Army Chaplain Corps Activities
- 4 – *1-2-3 Magic* by Dr. Thomas Phelan

# ROLE AND USE OF HISTORY FOR LEADERS

U.S. Army Chaplain Center & School  
10100 Lee Road  
Fort Jackson, SC 29207



# Role and Use of History For Leaders



**Overview:** The culminating event of this 15 hour block of instruction is a battlefield staff ride. During this event students draw upon the history of the Army and the Chaplain Corps, and guided research to present a leadership analysis briefing at the Cowpens National Battlefield.

## Classes Taught:

1. History of the US Army
2. History of the Army Chaplaincy
3. Introduction to Battlefield Analysis
4. Battlefield Staff Ride – Cowpens, SC



## Key Tasks/Actions:

1. Integrate historical awareness and critical thinking skills by describing key events in the history of the Army Chaplain Corps.
2. Identify the purpose of a staff ride.
3. Conduct a leadership analysis briefing for a staff ride at Cowpens, SC
4. Develop a storyboard for an aspect of Chaplain Corps History

## Key References:

- 1 – AR 165-1, Army Chaplain Corps Activities
- 2 – CMH PUB 70-21, The Staff Ride
- 3 – Chaplain Corps' IMI 4 – Overview of Religious Support



# CAPSTONE EXERCISE

U.S. Army Chaplain Center & School  
10100 Lee Road  
Fort Jackson, SC 29207



# Capstone Exercise



**Overview:** Capstone is the culminating event for CHBOLC. Based on the DATE 2.2 scenario, the exercise requires students to demonstrate the Chaplain Corps' three core competencies and two capabilities in a tactical environment. Over a period of five days and four nights, students utilize Troop Leading Procedures while planning religious support missions, conduct religious support missions in an austere environment, and operate a TOC as a battalion staff.

## Key Events:

1. Mission Analysis Brief
2. 6-mile road march under load
3. Establish and operate a battalion TOC
4. Conduct religious support missions to remote locations
5. Conduct Soldier Leader Engagements at a local village
6. Conduct memorial ceremony
7. Engage media personnel
8. Visit a battalion aid station



Students engage the elder of a local village.



A student counsels a Soldier at a troop location.

## Key Tasks/Actions:

1. Conduct a field religious service
2. Counsel a Soldier in crisis
3. Plan religious support missions
4. Conduct Commander Update Briefs
5. Communicate via FBCB2/JCR, email, radio, and runner
6. Submit reports
7. Conduct mission briefs
8. Conduct tactical movements

# SPIRITUAL RESILIENCE & FORMATION

U.S. Army Chaplain Center & School  
10100 Lee Road  
Fort Jackson, SC 29207



# Spiritual Resilience & Formation



**Overview:** CHBOLC integrates the concept of chaplain identity throughout the course.

## Key Classes/Events:

1. Daily Spiritual Formation Time
2. Plan and Execute a Spiritual Fitness Event for the Platoon
3. Spiritual Resiliency and Formation Practicum
4. Chaplain Identity Integration Essay
5. Public prayer in a military context discussion board
6. Challenges as an Army Chaplain discussion board
7. End of phase peer evaluations

CHBOLC Chaplain Identity Integration Essay				
Student:	Date:			
Platoon:	1st <input type="checkbox"/>	2d <input type="checkbox"/>	3d <input type="checkbox"/>	
<b>ASSIGNMENT:</b> Compose a three-page reflective essay on your journey as a Chaplain. Reflection must address your understanding of chaplain identity and ministry in the military setting. A superior paper will demonstrate an integration of self, pastoral, and chaplain identity; and how these will impact your ministry. Source materials should include the Army Leadership doctrine, course instructional materials, and a minimum of two other source documents. Upload to Blackboard via "SafeAssign" and submit a hard copy through your Platoon Leadership. A score of 100 is possible.				
	Poor	Fair	Good	Excellent
<b>Length (10%)</b>	Less than 2 or more than 3 pages <input type="checkbox"/>	2-2.5 pages <input type="checkbox"/>	2.5-2.75 pages <input type="checkbox"/>	2.75-3.0 pages <input type="checkbox"/>
<b>Spelling &amp; Grammar (10%)</b>	More than 8 spelling or grammar errors <input type="checkbox"/>	4-8 spelling or grammar errors <input type="checkbox"/>	1-3 spelling or grammar errors <input type="checkbox"/>	No noticeable spelling or grammar errors <input type="checkbox"/>
<b>Format &amp; Layout (5%)</b>	Less than 4 of 6 in the excellent block <input type="checkbox"/>	4 of 6 in the excellent block <input type="checkbox"/>	5 of 6 in the excellent block <input type="checkbox"/>	All: Typed, 12 pt Arial font, 1" margins, double spaced, Title & Name centered on <input type="checkbox"/>
<b>Content (50%)</b>	Failed to provide analysis of cited information. <input type="checkbox"/>	Cited and analyzed information from the following: Army Leadership doctrine, and course content <input type="checkbox"/>	Cited and analyzed information from Army Leadership doctrine, course content, and one other source. <input type="checkbox"/>	Cited and analyzed information from Army Leadership doctrine, course content, and three other sources. <input type="checkbox"/>
<b>Introduction &amp; Thesis (10%)</b>	No discernable thesis present <input type="checkbox"/>	Thesis present but not clearly stated <input type="checkbox"/>	Thesis clearly stated <b>and</b> previewed some <input type="checkbox"/>	Thesis clearly stated <b>and</b> previewed all main <input type="checkbox"/>
<b>Conclusion (10%)</b>	Did not restate thesis, <b>and</b> Did not summarize content <input type="checkbox"/>	Did not summarize content, <b>or</b> Did not restate thesis <input type="checkbox"/>	Summarized content, restated thesis, <b>and</b> introduced new <input type="checkbox"/>	Summarized content, restated thesis, <b>and</b> did not introduce new <input type="checkbox"/>
<b>Transitions (5%)</b>	Lacked evidence of any transitions <input type="checkbox"/>	Most transitions were present <input type="checkbox"/>	Present, linked thesis, <b>but</b> did not link paragraphs <input type="checkbox"/>	Clear transitions, linked paragraphs <b>and</b> thesis <input type="checkbox"/>

Chaplain Identity Integration Essay Assignment

## Key Tasks/Actions:

1. Conduct a 15-20 minute service for the platoon
2. As a platoon, plan, prepare, execute and assess a spiritual fitness event
3. Develop pastoral identity by understanding how one's ecclesiastical endorsement informs ministry in the military context
4. 805D-56A-6802, Maintain Spiritual Resiliency

Endorser's Manual Study Guide	
Name:	Endorsing Agent:
Directions: Complete the study guide, keeping total document on one page without changing the font type or size.	
What are the key roles of your endorser? 1. 2. 3. 4.	What are your key roles and responsibilities according to the manual? 1. 2. 3. 4.
List and briefly explain endorser stances on contemporary issues. 1. 2. 3.	List and briefly explain key theological <b>deflections</b> . 1. 2. 3.
How does your endorser support the maintaining of your theological distinctiveness?   	How does the manual inform your role as a minister in the military?   
What aspects of the manual do you find challenging? Note how you have addressed or will address each challenge.   	Prose Statement By signing below, I affirm that I have read my ecclesiastical endorser's chaplain manual or similar documents.

Endorser's Manual Study Guide

## Key References:

- 1 – Endorsing Agency Chaplain Manuals
- 2 – AR 165-1, Army Chaplain Corps Activities

# CHBOLC ICTL

U.S. Army Chaplain Center & School  
10100 Lee Road  
Fort Jackson, SC 29207



# CHBOLC ICTL

As of 4 May 2018

805D-56A-6701 Apply Principles of Confidential Communication  
805D-56A-6802 Maintain Spiritual Resiliency  
805D-56A-6403 Supervise Distinctive Faith Group Leaders  
805D-56A-6305 Integrate Religious Support Planning into the Battalion Staff Planning Process  
805D-56A-6601 Provide Religious Support to a Wounded or Dying Individual  
805D-56A-6702 Perform Pastoral Counseling  
805D-56A-6801 Perform the Chaplain's Responsibilities during Death Notification  
805D-56A-6102 Advise Command on Religious Accommodations  
805D-56A-6202 Advise the Command on Ethical Issues  
805D-56A-6304 Develop the Running Estimate for Religious Support  
805D-56A-6805 Conduct a Military Memorial Service  
805D-56A-6808 Conduct a Military Memorial Ceremony  
805D-56A-6002 Advise the Command on the Mission Impact of Indigenous Religions  
805D-56A-6302 Plan Religious Support for Unified Land Operations  
805D-56A-6303 Write the Religious Support Appendix for the Tactical Standing Operating Procedures (TACSOP)  
805D-56A-6307 Integrate the Unit Ministry Team into Convoy Operations  
805D-56A-6401 Provide Supervision To The Religious Affairs Specialist At The Battalion Level  
805D-56A-6603 Provide Religious Support to Combat and Operational Stress Casualties  
805D-56A-6604 Provide Religious Support for a Mass Casualty  
805D-56A-6807 Execute Religious Support for Unified Land Operations  
805D-56A-6803 Conduct Religious Service in Unified Land Operations  
805D-56A-6804 Conduct a Military Funeral  
805D-56A-6602 Provide Religious Support in conjunction with Traumatic Event Management (TEM) Support Activities  
805D-56A-6708 Perform Suicide Risk Assessment  
805D-56A-6201 Counsel Soldiers on the Ethics of War  
805D-56A-8713 Coordinate Pastoral Care and Counseling in the Brigade  
805D-56A-6402 Develop the Command Master Religious Plan (CMRP)  
805D-56A-7003 Analyze the Ethical and Moral Implications of Military Operations  
805D-56A-7074 Conduct Soldier and Leader Engagement with Religious Leader



# BOLC COMMON CORE TASK LIST

U.S. Army Chaplain Center & School  
10100 Lee Road  
Fort Jackson, SC 29207





# FY17 Approved BOLC Common Core Task List



## Army Leadership & Profession

(Values/Ethics/Leader and Character Dev/Counseling/Coaching/Mentoring)

1. (b) Apply Customs, Courtesies & Traditions of the Service
2. (b) Identify Key Concepts of the U.S. Army Profession
3. (b) Conduct Drill and Ceremonies
6. (M) Integrate the Basic Knowledge of Military History into your Education as a Future Officer
7. (M) Role and use of Military History for Leaders in the Profession of Arms
9. (M) Apply Principles and Practices of Army Professionals To Leader Situations
10. (M) Equal Opportunity Program Training Pre-commissioning Level II
11. (M) Equal Opportunity Program Training New Leader Level III
12. (M) Communicate the Army's Sexual Harassment/Assault Response and Prevention Program (SHARP)
13. (M) Implement the Army's Sexual Harassment/Assault Response and Prevention Program (SHARP) (Got Your Back)
14. (M) Overview of Military Justice
15. (b) Employ the Army Ethic
18. (b) Counsel a Subordinate
19. (b) Develop Subordinates
23. (b) Recommend Administrative and Personnel Actions
30. (b) Supervise the Implementation of Financial Readiness Actions

## Human Dimension

(Gr Think/Strategic/Problem Solving/Decision Making/Communications/Life long Learn)

4. (b) Prepare a Military Briefing
5. (b) Solve Problems Using the Military Problem Solving Process
8. (b) Think Critically and Creatively
20. (M) Communicate in Writing
22. (b) Communicate Effectively at the Direct Leadership Level
24. (M) Implement Operational Security (OPSEC) Measures
25. (M) Level I Anti terrorism
26. (M) Implement a Suicide Prevention Program
46. (M) Maintain Cultural Awareness (Integrate/Apply)
44. (M) Resilience/Resilience Training
48. (M) Report Intelligence Information
67. (M) Communicate by a Tactical Radio
70. (M) Traffic Safety -DL

## Mission Command

(Teams-Trust/Understanding/Initiative/Mission Orders/Risk/Operations/Inspections/Lead/Rapid Decision/TLP/KM/Cyber/Operating Picture/Information Sys)

16. (b) Communicate Basic Concepts of Leadership Doctrine
17. (b) Transition into a Direct Leadership Position
21. (b) Develop an Effective Team
27. (b) Military Decision Making Process
28. (b) Mission Command for Junior Leaders
33. (b) Conduct Troop Leading Procedures
34. (M) Integrate the RM Process with Mission Planning Leader
35. (M) RM Branch-Specific Training Module
43. (M) Cyber Electromagnetic Activities
47. (b) Introduction to Army Space Operations
61. (M) Perform Effectively in an Operational Environment
63. (b) An Introduction to Special Operations

## 70 Total Tasks

- 50 Training (BOLCA 34/BOLCB 16)
- 17 Warrior (BOLCA 17/BOLCB 14)
- 1 Battle Drill (BOLCB 1)
- 1 Additional WOBC (WOBC 1)
- 1 Distant Learning (BOLCB 1)

(M): Mandatory Requirement  
(b): Directed Training (b)

BOLCA Only  
BOLCB Only  
WOBC Only

## Professional Competence

(Technical/Tactical/Warfighting Skills/)

29. (M) Manage Training at the Platoon Level
31. (M) Conduct Maintenance Operations
32. (M) Comply with the Fundamentals of Property Accountability
36. (M) Identify Joint Force Structures, Capabilities, and Operations
37. (M) Conduct Operations According to the Law of War
38. (b) Plan a Tactical Convoy
39. (b) Conduct Convoy OPS
40. (b) Plan Unit Deployment
41. (b) Adjust Indirect Fire
42. (M) Practice Individual Preventive Medicine Countermeasures
45. (M) Comply With the Requirements of the Code of Conduct
- 49-58. (M) Maintain, employ, engage with assigned weapon system
59. (M) Ammo/HAZMAT
60. (M) Navigate from One Point on the Ground to Another While Dismounted
62. (M) Hand-to-Hand Fighting Techniques
64. (M) Employ Hand Grenade
65. (M) React to Chemical or Biological Hazard/Attack
66. (M) Physical Readiness Training
68. (M) Perform immediate lifesaving measures
69. (b) Employ Small Unit Operations and Tactics (Battle Drills are conducted IAW this training)

# CHBOLC LESSONS BY PHASE

U.S. Army Chaplain Center & School  
10100 Lee Road  
Fort Jackson, SC 29207



# CHBOLC A – Initial Military Training

Overview: The “basic training’ phase in which Army Basic Officer Leader Course common core, Army Warrior tasks, and foundations of Religious Support are trained.

Academic Hours: 135

Length: 3 weeks 4 days (19 Training Days)

**Lesson 1.** CHBOLC Inprocessing

**Lesson 2.** Wear and Appearance of the Uniform (MOD 1: ACU/OCP)

**Lesson 3.** Communicate in Writing

**Lesson 4.** Level 1 Antiterrorism

**Lesson 5.** Basic Officer Leader Course (BOLC-B) Sexual Harassment/Assault Response and Prevention Program (SHARP)/Sex Signals Class

**Lesson 6.** Introduction to Blackboard Learning Platform

**Lesson 7.** Equal Opportunity Program Training New Leader Level III

**Lesson 8.** Mission Command for Junior Leaders

**Lesson 9.** Conduct Troop Leading Procedures

**Lesson 10.** Describe the Lawful Authority of the Chaplaincy

**Lesson 11.** Apply Customs, Courtesies, and Traditions of the Service

**Lesson 12.** Identify Joint Force Structures and Organization of the Army

**Lesson 13.** Introduction to Worship in the Military Context

**Lesson 14.** Drill and Ceremonies

**Lesson 15.** PRT – Execution of Physical Readiness Training (PRT) Activity

**Lesson 16.** PRT – Preparation Drill (PD) Instruction

**Lesson 17.** PRT – Hip Stability Drill (HSD) Instruction

**Lesson 18.** PRT – Shoulder Stability (SSD) Instruction

**Lesson 19.** PRT – Four for the Core (4C) Instruction

**Lesson 20.** PRT – Conditioning Drill 1 (CD1) Instruction

**Lesson 21.** PRT – Conditioning Drill 2 (CD2) Instruction

**Lesson 22.** PRT – Climbing Drill 1 (CL1) Instruction

**Lesson 23.** PRT – Military Movement Drill (MMD) Instruction

**Lesson 24.** PRT – Recovery Drill (RD) Instruction

**Lesson 25.** Team Development Course

**Lesson 26.** Joint Ethics Regulation

**Lesson 27.** Employ Military Justice

**Lesson 28.** Conduct Religious Service in Unified Land Operations

**Lesson 29.** React to Chemical, Biological, Radiological, and Nuclear (CBRN) Attack or Hazard

# CHBOLC A – Initial Military Training Continued

- Lesson 30.** Conduct Maintenance Operations at the Company Level (PMCS)
- Lesson 31.** Risk Management Processes to Individuals and Teams
- Lesson 32.** Communicate the Basic Concept of Army Leadership Doctrine
- Lesson 33.** Role of the Staff Officer
- Lesson 34.** Confidence Tower (Victory Tower)
- Lesson 35.** Religious Support Overview – MOD 1: Chaplain Activities in the US Army (AR 165-1)
- Lesson 36.** Chaplain Branch Personnel Proponency and Components Overview
- Lesson 37.** Practice Individual Preventive Medicine Countermeasures
- Lesson 38.** Non-Combatant Status of the Chaplain
- Lesson 39.** Communication by Tactical Radio (WT)
- Lesson 40.** First Aid – Evaluate a Casualty (Tactical Combat Casualty Care)
- Lesson 41.** First Aid – Request Medical Evacuation
- Lesson 42.** First Aid – Transport a Casualty
- Lesson 43.** First Aid – Restore Breathing and/or Pulse
- Lesson 44.** First Aid – Perform First Aid to Clear an Object Stuck in the Throat of a Conscious Casualty
- Lesson 45.** First Aid – Perform First Aid for Bleeding and/or Severed Extremity
- Lesson 46.** First Aid – Prevent or Control Shock
- Lesson 47.** First Aid – Perform First Aid to Open Chest Wound
- Lesson 48.** First Aid – Perform First Aid for Burns
- Lesson 49.** Land Navigation (Day and Night)
- Lesson 50.** BOLC – Employ Small Unit Operations and Tactics
- Lesson 51.** Move under Direct Fire (Night Infiltration Course)
- Lesson 52.** Comprehend Membership in the US Army Profession
- Lesson 53.** Counsel a Subordinate
- Lesson 54.** Correlate a Leader’s Role in Character Development with Values and Professional Obligations
- Lesson 55.** Develop Subordinates
- Lesson 56.** Think Critically and Creatively
- Lesson 57.** Recommend Administrative and Personnel Actions
- Lesson 58.** Solve Problems Using the Military Problem Solving Process
- Lesson 59.** Develop an Effective Team
- Lesson 60.** Religious Support Overview – MOD 2: Introduction to FM 1-05
- Lesson 61.** Wear and Appearance of the Uniform – MOD 2: ASU
- Lesson 62.** Implement Operations Security Measures
- Lesson 63.** Mitigate Risk of Suicide
- Lesson 64.** Soldier 2020

# CHBOLC B, Phase 1 – Staff Officer Skills

Overview: Training covers basic staff officer skills required to function in the Army as a battalion staff officer.

Academic Hours: 72

Length: 2 Weeks (10 Training Days)

**Lesson 1.** Prepare a Military Briefing

**Lesson 2.** Explain the Operational Environment

**Lesson 3.** Fundamentals of the Operations Process

**Lesson 4.** Understand Army Unified Land Operations

**Lesson 5.** The Military Decision Making Process

**Lesson 6.** Integrate Cultural Considerations in an Engagement (SLE) BOLCCC (self-study)

**Lesson 7.** Apply Cultural Considerations to a Negotiation (SLE) BOLCCC (self-study)

**Lesson 8.** Self-Awareness and Soldier Leader Engagement

**Lesson 9.** Analyze and Assess Religion in the Operational Environment

**Lesson 10.** Describe RS to Homeland Defense and Civil Support Operations

**Lesson 11.** Identify the Impact of Pluralism on Religious Support

**Lesson 12.** Plan Religious Support at the Battalion Level

**Lesson 13.** Resilience Training: MOD 1: Apply Resilience Skills and Competencies using the ATC Model

**Lesson 14.** Resilience Training: MOD 2: Apply Resilience Skills and Competencies using the Avoid Thinking Traps Concept

**Lesson 15.** Resilience Training: MOD 3: Apply Resilience Skills and Competencies using the Detect Icebergs Concept

**Lesson 16.** Resilience Training: MOD 4: Apply Resilience Skills and Competencies using Mental Games

**Lesson 17.** Resilience Training: MOD 5: Apply Resilience Skills and Competencies using the Problem Solving

**Lesson 18.** Basic Communication and Preaching Skills

**Lesson 19.** Conduct a Spiritual Fitness Event (IPR)

**Lesson 20.** Army Training Methodology: Training at the Battalion Level

**Lesson 21.** Role and Use of History for Leaders – MOD 1: History of the Army Chaplaincy

**Lesson 22.** Conditioning Obstacle Course (Fit to Win)



# **CHBOLC B, Phase 2 – Professional Chaplain Ministry Skills**

Overview: Training integrates civilian pastoral ministry skills and pastoral identity with the skills necessary to function as a chaplain to meet the needs of Soldiers and Families at the battalion level.

Academic Hours: 132

Length: 3 Weeks, 3 Days (18 Training Days)

- Lesson 1.** Conscientious Objector Status
- Lesson 2.** Advise Command on Religious Accommodations
- Lesson 3.** Communicate Effectively at the Direct Leadership Level
- Lesson 4.** Media Engagement Training
- Lesson 5.** LD: Apply Concepts of Army Professionals to Leader Situations
- Lesson 6.** LD: Conduct Small Unit Operations According to the Law of War
- Lesson 7.** LD: Just War Tradition
- Lesson 8.** LD: The Moral Implications of Combat
- Lesson 9.** LD: Promote Moral Development
- Lesson 10.** LD: Advise Leaders on Ethical Issues
- Lesson 11.** HF: Introduction to Honor the Fallen
- Lesson 12.** HF: Perform Chaplain Responsibilities During Casualty Notification
- Lesson 13.** HF: Delivering Memorial and Funeral Messages
- Lesson 14.** HF: Conduct a Military Memorial Ceremony
- Lesson 15.** HF: Prepare for a Military Memorial Service
- Lesson 16.** HF: Conduct a Military Graveside Funeral
- Lesson 17.** PCC: Develop Pastoral Counseling Identity
- Lesson 18.** PCC: Develop Emotional Intelligence
- Lesson 19.** PCC: Apply Principles of Confidential Communication
- Lesson 20.** PCC: Assess Potential Couselees
- Lesson 21.** PCC: Refer Couselees to Appropriate Agencies
- Lesson 22.** PCC: Perform Basic Counseling Interventions
- Lesson 23.** PCC: Essentials of Systematic Family Counseling
- Lesson 24.** PCC: Couples Collaborative Therapy
- Lesson 25.** PCC: Conduct Solution Focused Counseling
- Lesson 26.** PCC: Conduct Parenting Training
- Lesson 27.** PCC: Perform Pastoral Care for Victims of Domestic Violence & Sexual Assault

# **CHBOLC B, Phase 2 – Professional Chaplain Ministry Skills Continued**

**Lesson 28.** PCC: Provide Religious Support to Combat Stress Casualties

**Lesson 29.** PCC: Perform Pastoral Crisis Counseling

**Lesson 30.** PCC: Perform Pastoral Grief Counseling

**Lesson 31.** Provide Religious Support to a Wounded or Dying Individual

**Lesson 32.** PCC: Provide Religious Support in conjunction with TEM support activities

**Lesson 33.** OR: Apply Operational Terms and Graphics

**Lesson 34.** OR: FBCB2 Operator Training

**Lesson 35.** OR: Conduct Convoy Operations Overview

**Lesson 36.** Role and Use of Military History for Leaders: Battlefield Staff Ride (Cowpens)

# CHBOLC B, Phase 3 – Professional Integration

Overview: Training brings together leadership, professionalism, and officership in field and garrison environments.

Academic Hours: 125

Length: 3 Weeks, 2 Days (17 Training Days)

**Lesson 1.** PCC: Perform Pastoral Counseling Part 1

**Lessons 2.** CAPSTONE – Operation Atropian Iron

**Lesson 3.** Perform Critical Resource Management Actions at Battalion Level

**Lesson 4.** Spiritual Resilience and Formation Practicum

**Lesson 5.** PCC: Perform Pastoral Counseling Part 2 (Practicum)

**Lesson 6.** PCC: Perform Suicide Risk Assessment and Intervention (ASIST)

**Lesson 7.** Transition into a Direct Leadership Position

**Admin.** Commander and CSM's Perspective on BN Religious Support

**Admin.** Senior Religious Affairs NCO Perspective on Battalion Religious Support

**Admin.** Chaplain Corps Strategic Perspectives

**Admin.** Integrate Religious Support in Joint Force, Interagency, and Multinational Operations

**Admin.** Reserve Components Chaplain Ministry

**Admin.** Introduction to the Reserve Mobilization Process

# GLOSSARY

U.S. Army Chaplain Center & School  
10100 Lee Road  
Fort Jackson, SC 29207



# Glossary

**Academic Hours**

**Action**

**Army Doctrine Publication (ADP)**

**Army Doctrine Resource Publication (ADRP)**

**Army Learning Model (ALM)**

**Army Regulation (AR)**

**Army Techniques Publication (ATP)**

**Basic Officer Leader Course (BOLC)**

**BOLC Common Core Task List (CCTL)**

**CAPSTONE**

**Chaplain Basic Officer Leader Course  
(CHBOLC)**

**CHBOLC ICTL**

**FBCB2**

**Field Manual (FM)**

**JCR**

**Program of Instruction (POI)**

**SYMBIS**

**Tab-D**

**Task**

**Warrior Tasks & Battle Drills (WTBD)**

